



THERMA STYLE 5500

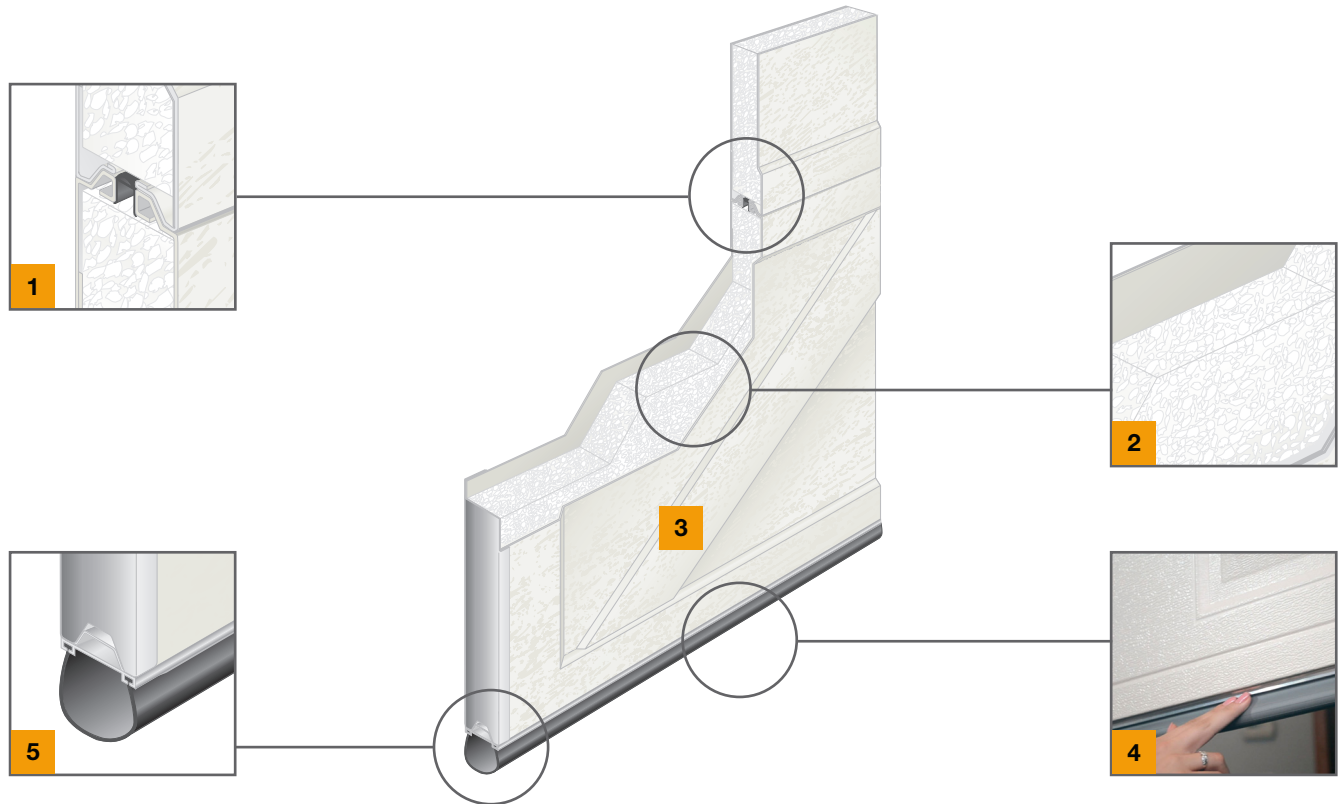
Insulated Steel Carriage Style Garage Doors

HÖRMANN

Therma Style 5500

Panel Features

The Industry Leader in Innovative Door Elegance, Durability, and Efficiency



Tongue & Groove Section Joints **1**

Precisely designed thermally broken section joints reduce air infiltration and create weather tight seal.

Sandwich Construction **2**

3-layer steel front and back construction with insulating polystyrene core increases energy savings and smooth operation.

Panel Embossment **3**

Easy to clean woodgrain texture, galvanized and finish painted steel provide years of trouble-free performance and beauty.

Aluminum Retainer **4**

Hörmann minimizes floor corrosion by utilizing an aluminum bottom seal retainer that never rusts and is more durable than brittle plastic retainers.

Bottom Weather Seal **5**

Keeps out wind, rain, debris and other elements for added energy savings for your peace of mind.

Therma Style 5500

Formally marketed as Therma Classic

VALUE



Door: Ltd Lifetime



Hardware: 5 yr



Springs: 3 yr

- **R-9.0** Thermal Rating
- Steel Construction
- 2" Polystyrene
- White (Field Paint Option)
- 66 Panel + Window Designs

Thermal Rating



Customizations



Low Maintenance



Luxury Level



Section Detail

SECTION DETAIL Therma Style panels are produced in woodgrain textured heavy-duty steel exterior skin. All doors are customizable with 66 panel and window combinations and include clear annealed glass.

Cover Page Image: White RX06S design

Bottom Left Image: Close-up of a white panel with woodgrain texture.

Therma Style 5500

Panel Design Options



R0

Model R001S shown. These doors have 40" wide, 20" high embossed recessed panels. Single car (2 panel) doors and the double car (4 panel) doors have the standard White finish but may be field painted (please be aware of LRV guidelines).

- 1 R000S
- 2 R001S
- 3 R002S
- 4 R003S
- 5 R003A
- 6 R004S
- 7 R006S
- 8 R006A
- 9 R008S
- 10 R008A
- 11 R009S



R1

Model R106S shown. The R106S design features "1" stile in each door panel and 6-pane windows. The doors have standard White factory finish but may be field painted (please be aware of LRV guidelines).



- 1 R100S
- 2 R101S
- 3 R102S
- 4 R103S
- 5 R103A
- 6 R104S
- 7 R106S
- 8 R106A
- 9 R108S
- 10 R108A
- 11 R109S



Therma Style 5500

Panel Design Options



R2

Model R206S shown. This design has “2” stiles in each door panel and 6-pane windows.

The doors have been painted to match the home façade. Available in White only, but may be field painted (please be aware of LRV guidelines).

- 1 R200S
- 2 R201S
- 3 R202S
- 4 R203S
- 5 R203A
- 6 R204S
- 7 R206S
- 8 R206A
- 9 R208S
- 10 R208A
- 11 R209S

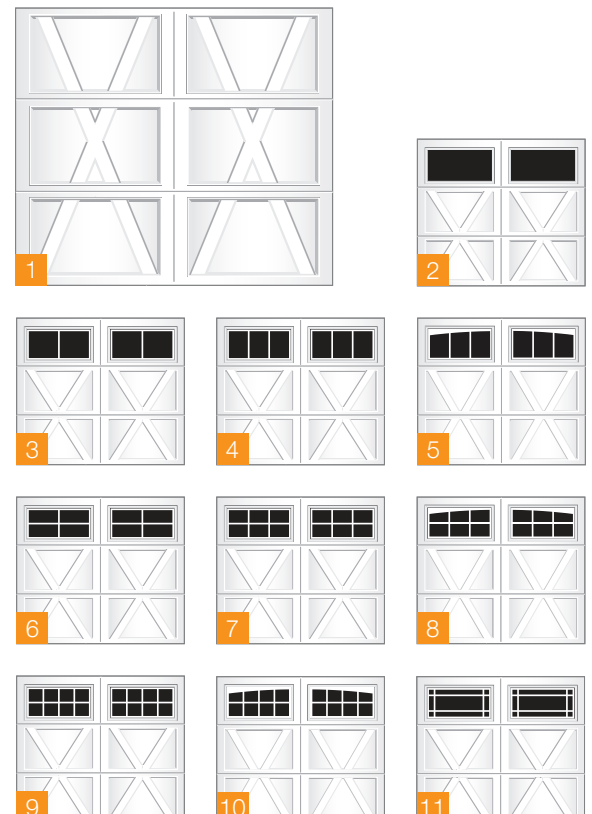


RX

Model RX09S shown. This design features the “X” configuration cross braces and attractive 09S (Prairie) windows. Doors have standard White factory finish but may be field painted (please be aware of LRV guidelines).



- 1 RX00S
- 2 RX01S
- 3 RX02S
- 4 RX03S
- 5 RX03A
- 6 RX04S
- 7 RX06S
- 8 RX06A
- 9 RX08S
- 10 RX08A
- 11 RX09S



Therma Style 5500

Panel Design Options



RA

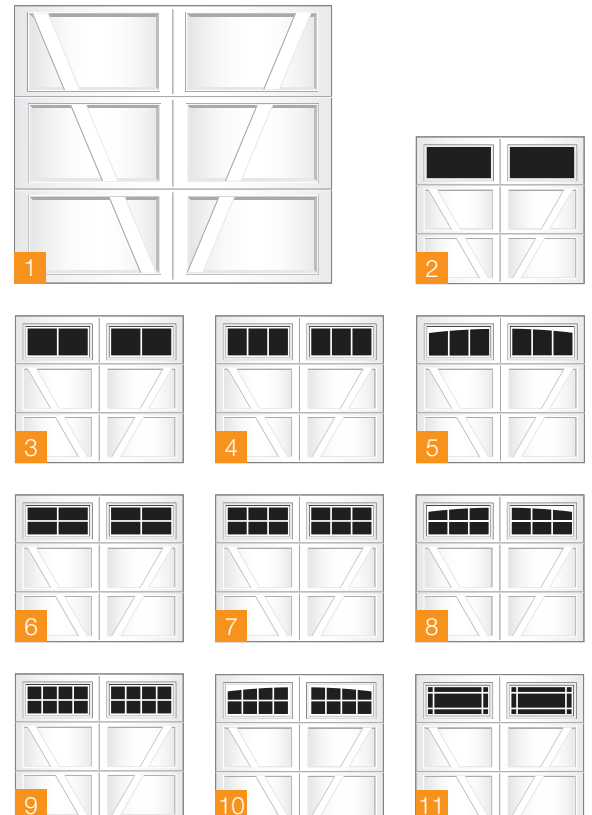
Model RA03S shown. This design features “A” shaped diagonal braces with 3-pane windows. They are standard factory White finish but may be field painted (please be aware of LRV guidelines). Shown with optional decorative stamped steel handles to enhance the authentic appearance.

- 1 RA00S
- 2 RA01S
- 3 RA02S
- 4 RA03S
- 5 RA03A
- 6 RA04S
- 7 RA06S
- 8 RA06A
- 9 RA08S
- 10 RA08A
- 11 RA09S



RV

Model RV03S shown. The RV03S design features the “V” shaped diagonal cross braces with 3-pane windows. The doors have our standard White factory finish and optional decorative handles but may be field painted (please be aware of LRV guidelines).



- 1 RV00S
- 2 RV01S
- 3 RV02S
- 4 RV03S
- 5 RV03A
- 6 RV04S
- 7 RV06S
- 8 RV06A
- 9 RV08S
- 10 RV08A
- 11 RV09S



Therma Style 5500

Glass Options & Decorative Hardware Options

Glass Options




- 1 1/4" Clear
- 2 1/8" Bronze
- 3 White Laminated
- 4 Black Laminated
- 5 1/8" Satin Etch
- 6 Frosted Gluechip
- 7 1/8" Greylite
- 8 1/8" Mistlite
- 9 1/8" P516 Obscure

Decorative Hardware Options

Enhance the look of your garage door with our attractive powder coated decorative hardware kits.

- 1 Deco Kit B - Malleable Iron

- 2 Deco Kit C - Stamped Steel



HÖRMANN NORTH AMERICA



Sparta, TN - North American Headquarters / Sectional Doors

FIVE PRODUCTION PLANTS, ONE FAMILY



Puyallup, WA - Sectional Doors



Montgomery, IL - Sectional Doors



Barrie, ON (CAN) - High Performance Doors



Burgettstown, PA - High Performance Doors

As one of the world's leading manufacturers of doors we're committed to providing the best quality, value, and selection. Whether residential, commercial or industrial, we have the door you're looking for. Each Hörmann product gives you the perfect array of benefits and options to satisfy your customers.

Eastern and Central US

Toll Free: 877.654.6762
Email: info1@hormann.us
Website: hormann.us

Western US

Toll Free: 800.522.2264
Email: info@northwestdoor.com
Website: northwestdoor.com

Canada

Toll Free:
Email: info@northwestdoorcanada.ca
website: nwdca.ca

Follow us on social media



AVAILABLE FROM:

