



440U

Commercial Sectional Doors
1½" Polyurethane Insulated Sections

440U

Custom Galaxy Paint Color Microgroove Panels with a Fullview Section



440U

BEST



Door: 10 yr



Hardware: 1 yr



Springs: 1 yr

- **R-15.7** Thermal Rating
- Steel Construction
- 1½” Polyurethane
- 4 Colors + Custom Color
- 3 Window Designs


Thermal Rating



Durability



Low Maintenance



Section Detail

SECTION DETAIL 440U panels are produced in stucco texture for exterior and interior surface with microgroove design. The door panels are prepared inside and out to offer maximum protection to provide you with a long-lasting surface finish and reduced maintenance cost

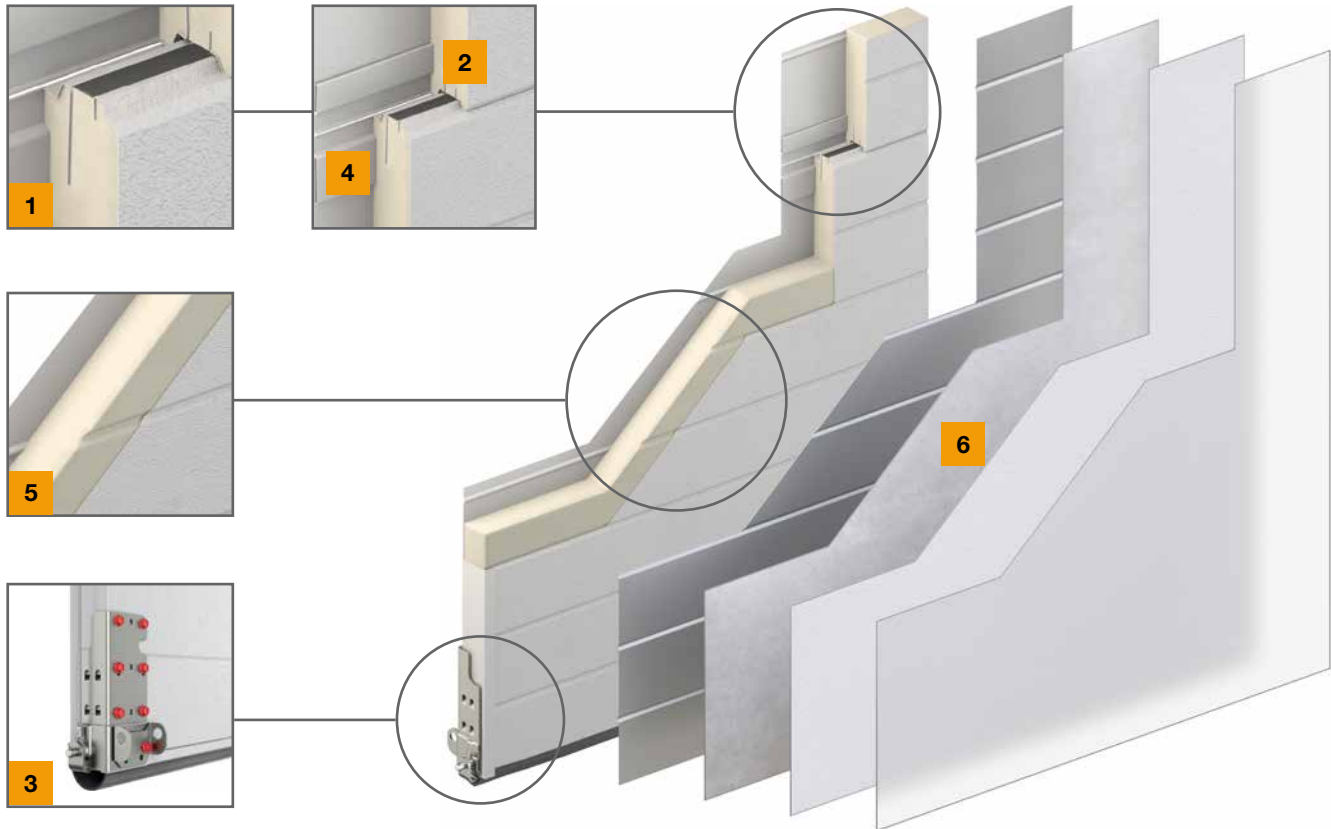
Left Facing Page Image: Custom Galaxy Paint color microgroove panel with a fullview section

Bottom Left Image: Close-up of a microgroove panel with stucco texture.

440U

Panel Features

The Industry Leader in Innovative Door Safety, Insulation, and Strength



Precise Thermal Break **1**

Increased thermal efficiency is achieved by our conduction-resistant thermal break.

Insulated Tongue & Groove **2**

Our joints are sealed with insulating foam and joint tape to reduce air flow heat loss.

Proprietary Safety Brackets **3**

Our reinforced safety bottom brackets and red safety screws create a double layer of built-in safety for the user.

Reinforced Mounting Steel **4**

Triple-reinforced steel fold extends across the entire section for robust hardware mounting. An internal steel layer creates additional stability.

Proprietary Urethane Blend **5**

Perfected over generations, our precisely engineered polyurethane outperforms its competitors in strength, energy efficiency, and density every time.

Steel Construction **6**


Our top-of-the-line galvanized steel is treated with 4 layers of strength and weather resistance.

Panel Design




1 Microgroove


1




1



2



3



4




5

Color Options


- 1 White
- 2 Sandstone
- 3 Brown
- 4 Metallic Silver (Optional)
- 5 Galaxy Paint (Optional Custom Color)

NOTE: Metallic Silver color selection comes with an upcharge based on square footage of the door

Window Design Options



1



3



2

- 1 Window 24" X 6"
- 2 Window 24" X 12"
- 3 Aluminum Full View Windows

Door Width	Maximum No. of Windows
Up to 9' 2"	2
9' 3" to 12' 2"	3
12' 3" to 16' 2"	4
16' 3" to 19' 2"	5
19' 3" to 20' 2"	6

HÖRMANN NORTH AMERICA



Sparta, TN - North American Headquarters / Sectional Doors

FIVE PRODUCTION PLANTS, ONE FAMILY



Puyallup, WA - Sectional Doors



Montgomery, IL - Sectional Doors



Barrie, ON (CAN) - High Performance Doors



Burgettstown, PA - High Performance Doors

As one of the world's leading manufacturers of doors we're committed to providing the best quality, value, and selection.

Whether residential, commercial or industrial, we have the door you're looking for. Each Hörmann product gives you the perfect array of benefits and options to satisfy your customers.

Call toll free

Eastern & Central US: 877.654.6762

Western US: 800.522.2264

Canada: 833.743.2443

Contact

Email: info@hormann.us

Website: hormann.us

Follow us on social media



AVAILABLE FROM:

