



THERMA TECH 3500

Residential Steel Garage Doors

HÖRMANN




Therma Tech 3500

Almond Cottage with Stockbridge Windows

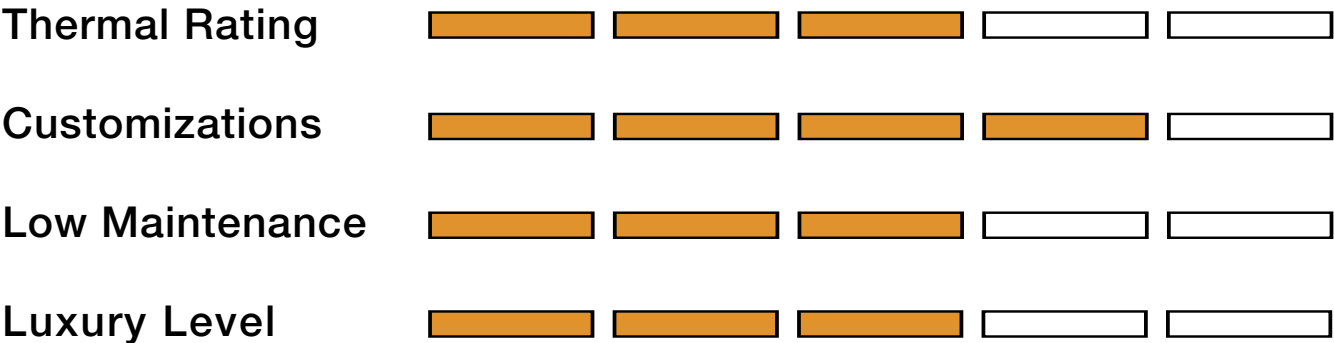


Therma Tech 3500

BETTER

 Door: Ltd Lifetime  Hardware: 3 yr  Springs: 3 yr

- **R-10.4** Thermal Rating
- Steel Construction
- 2" Polystyrene
- 7 Colors
- 6 Panel Designs
- 26 Window Designs



Section Detail

SECTION DETAIL Therma Tech 3500 panels are produced in a woodgrain texture exterior face and stucco interior surface. All doors are customizable with 26 window designs and include clear annealed glass.

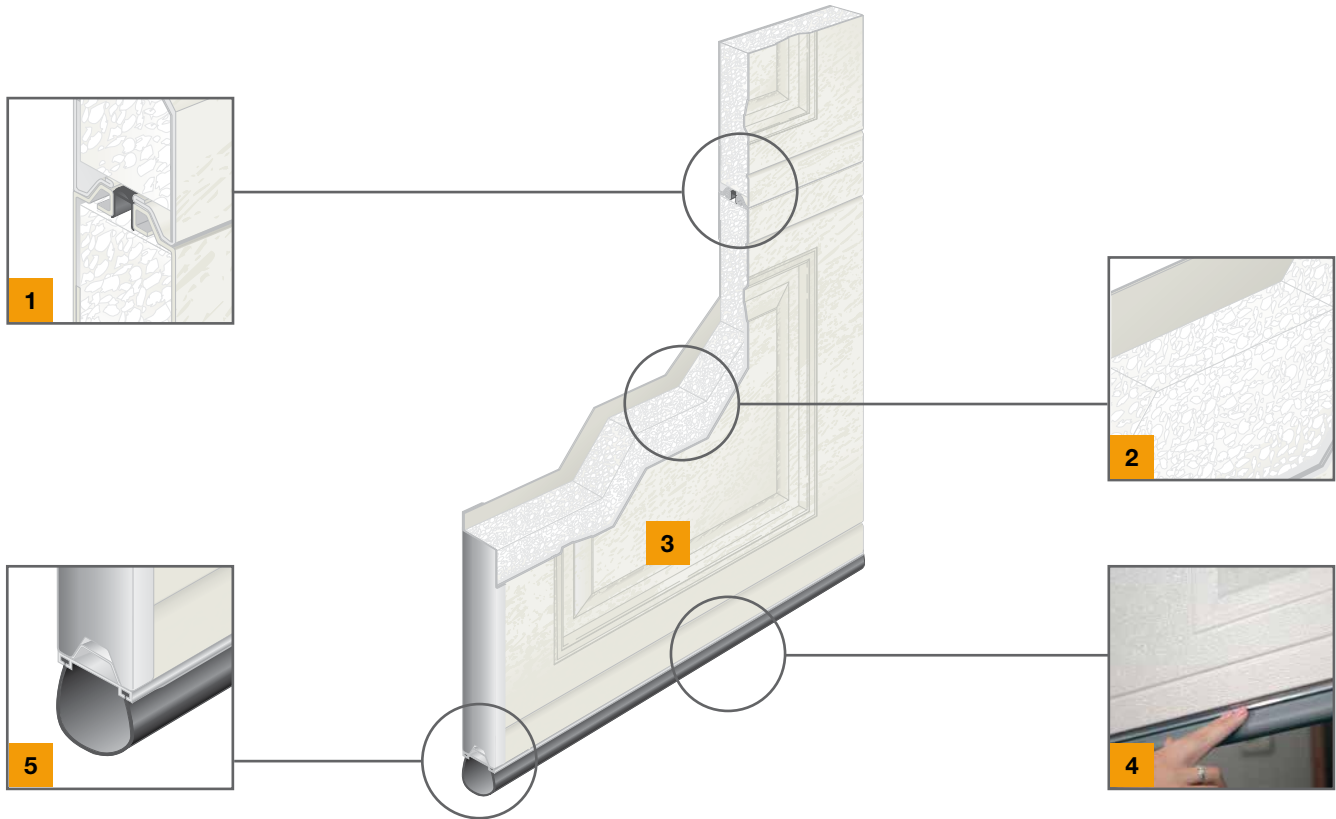
Left Facing Page Image:
Almond Cottage with Stockbridge Windows

Bottom Left Image:
Close-up of an almond cottage panel with woodgrain texture

Therma Tech 3500

Panel Features

The Industry Leader in Innovative Door Safety, Durability, and Efficiency



Tongue & Groove Section Joints **1**

Precisely designed thermally broken section joints and flexible joint seal reduce air infiltration and create weather tight enclosure.

Sandwich Construction **2**

3-layer steel front and back construction with insulating polystyrene core increases energy savings.

Panel Embossment **3**

Easy to clean woodgrain texture, galvanized and finish painted steel provide years of trouble-free performance and beauty.

Aluminum Retainer **4**

Hörmann minimizes floor corrosion by utilizing an aluminum bottom seal retainer that never rusts and is more durable than brittle plastic retainers.

Bottom Weather Seal **5**

Keeps out wind, rain, debris and other elements for added energy savings.

Panel Design Options

CHOOSE YOUR PANEL DESIGN.

Panels come in six different styles allowing you to choose the perfect match for the design of your home.




1 Short Raised (Traditional)

2 Long Raised (Ranch)



3 Country

4 Cottage



5 Shaker

6 Flush

Therma Tech 3500

Color & Glass Options



Color Options

CHOOSE YOUR BEST MATCH.

Panels are available in seven standard colors ready for your personal touch to enhance the look of your home.

- 1 White
- 2 Sandstone
- 3 Almond
- 4 Brown
- 5 Black
- 6 Medium Wood Grain*
- 7 Dark Wood Grain*


*Wood grain colors are NOT available for Flush design

Glass Options



- 1 1/8" Clear
- 2 1/8" Bronze
- 3 White Laminated
- 4 Black Laminated
- 5 Satin Etch
- 6 Frosted Gluechip
- 7 1/8" Greylite
- 8 1/8" Mistlite
- 9 1/8" P516 Obscure

Window Design Options



- 1 Standard Short
- 2 Standard Long
- 3 Cross Short
- 4 Cross 6 Long
- 5 Cross 8 Long (2 panels)
- 6 Cross 8 Long (4 panels)
- 7 Cross Arch
- 8 Cross 8 Long & Cross Arch
- 9 Stockbridge Short
- 10 Stockbridge Long
- 11 Stockbridge Arch
- 12 Stockbridge & Arch Long
- 13 Prairie Short
- 14 Prairie Long
- 15 Cathedral Short
- 16 Cathedral Long
- 17 Cascade Short
- 18 Cascade Long
- 19 Diamond Short
- 20 Diamond Long
- 21 Sherwood Short
- 22 Sherwood Long
- 23 Sunrise Ranch (2 panels)
- 24 Sunrise Ranch (4 panels)
- 25 Sunrise Traditional (4 panels)
- 26 Sunrise Traditional (8 panels)

HÖRMANN NORTH AMERICA



Sparta, TN - North American Headquarters / Sectional Doors

FIVE PRODUCTION PLANTS, ONE FAMILY



Puyallup, WA - Sectional Doors



Montgomery, IL - Sectional Doors



Barrie, ON (CAN) - High Performance Doors



Burgettstown, PA - High Performance Doors

As one of the world's leading manufacturers of doors we're committed to providing the best quality, value, and selection.

Whether residential, commercial or industrial, we have the door you're looking for. Each Hörmann product gives you the perfect array of benefits and options to satisfy your customers.

Eastern and Central US

Toll Free: 877.654.6762
Email: info1@hormann.us
Website: hormann.us

Western US

Toll Free: 800.522.2264
Email: info@northwestdoor.com
Website: northwestdoor.com

Canada

Toll Free:
Email: info@northwestdoorcanada.ca
website: nwdca.ca

Follow us on social media



AVAILABLE FROM:

